Flow Switches

BFS-10-N-AIR / BFS-10-O-AIR

for monitoring volume flow of gaseous media,
with or without optical display

Features

set point continuously adjustable, rugged, low hysteresis, any mounting position,
high accuracy and functional safety

Measuring ranges

0,2...1,3 Nl/min to 200...650 Nl/min for air

Applications

Measuring and monitoring of gaseous media, e. g. in cooling systems, test beds, pumps etc.

Technical Data

BFS-10-N-AIR (without indication)			
Measuring principle:	variable aera flow meter		
Materials: Var. aera flow meter: Spring: Fitting: Housing: Magnets:	brass version brass 1.4571 brass, nickel-plated brass, nickel-plated ferrite	stainless steel vers. 1.4571 1.4571 1.4571 1.4571 ferrite	
Operating pressure: BFS-10-N G1/4: BFS-10-N G1/2: BFS-10-N G1:	brass PN 300 bar PN 300 bar PN 250 bar	VA 350 bar 350 bar 300 bar	Pressure drop 0,02...0,2 bar 0,02...0,3 bar 0,02...0,4 bar
Operating temp.:	100 °C (standard), 160 °C (option HT)		
Accuracy:	±10% f. s.		
Electrical connection:	plug acc. to DIN EN 175301-803-C (Ex DIN 43650C)		
Contact rating: BFS-10-N-AIR G1/4 BFS-10-N-AIR G1/2 BFS-10-N-AIR G1	 200 V / 1 A / 20 VA 200 V / 1 A / 20 VA 230 V / 3 A / 60 VA 250 V / 1,5 A / 50 VA 250 V / 3 A / 100 VA 250 V / 1,5 A / 50 VA	 (NO) (SPDT) (NO) (SPDT) (NO) (SPDT)	
Protection class:	IP65 (plug acc. to DIN EN 175301-803-C - Ex DIN 43650C) IP67 (with moulded cable)		
Approvals:	e.g. ATEX, GL, BV see www.barksdale.de		

Switch ranges

(air in Nl/min)

BFS-10-N-AIR G1/4:	BFS-10-N-AIR G1/2:	BFS-10-N-AIR G1:
0,6…2,2	2,5…10	60…180
1,7…6,0	5,5…20	100…300
2,5…8,0	8,0…30	200…650
3,0…12	10…35	
3,0…22	45…90	
7,0…24	55…220	
12…34	65…240	
16…56	80…300	

Technical Data

BFS-10-O-AIR (with optical indication)			
Measuring principle:	variable aera flow meter		
Materials: Var. aera flow meter: Spring: Fitting: Display Housing: Glass: Magnets:	brass version brass 1.4571 brass, nickel-plated alumin., anodized Duran 50 ferrite	stainless steel vers. 1.4571 1.4571 1.4571 alumin., anodized Duran 50 1.4571	
Operating pressure: BFS-10-O G1/4: BFS-10-O G1/2: BFS-10-O G1:	brass PN 16 bar PN 16 bar PN 10 bar	VA 16 bar 16 bar 10 bar	Pressure drop 0,02...0,2 bar 0,02...0,3 bar 0,02...0,4 bar
Operating temp.:	100 °C (standard), 160 °C (option HT)		
Accuracy:	±10% f. s.		
Electrical connection:	plug acc. to DIN EN 175301-803-C (Ex DIN 43650C)		
Contact rating: BFS-10-O-AIR G1/4 BFS-10-O-AIR G1/2 BFS-10-O-AIR G1	 200 V / 1 A / 20 VA 200 V / 1 A / 20 VA 230 V / 3 A / 60 VA 250 V / 1,5 A / 50 VA 250 V / 3 A / 100 VA 250 V / 1,5 A / 50 VA	 (NO) (SPDT) (NO) (SPDT) (NO) (SPDT)	
Protection class:	IP65 (plug acc. to DIN EN 175301-803-C - Ex DIN 43650C) IP67 (with moulded cable)		
Approvals:	e.g. ATEX, see www.barksdale.de		

Switch ranges

(air in NL/min) for:

BFS-10-O-AIR G1/4:		BFS-10-O-AIR G1/2:	BFS-10-O-AIR G1:
0,2…1,3	5,5…20	3,0…12	22,5…80
0,5…2,0	7,0…24	7,0…30	50…130
0,8…3,0	10…35	12…40	130…420
1,5…5,0	10…42	28…125	200…625
2,0…8,0		50…200	
3,0…12		100…420	
3,5…14		120…480	

Dimensions (mm / *inch*)

Dimensions (in mm)

BFS-10-N-AIR

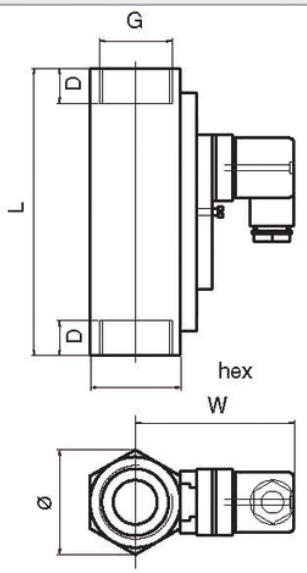

BFS-10-O-AIR

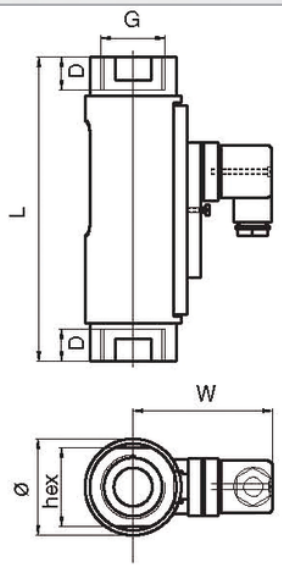

Wiring diagram

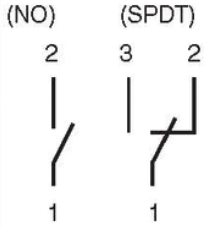

(G)	G 1/4	G 1/2	G 1
(hex)	17	27	41
(ø)	17	31	47
(W)	47	52	76
(D)	10	14	17
(L)	65	90	130
Weight (g)	140	350	1050

(G)	G 1/4	G 1/2	G 1
(hex)	17	27	41
(ø)	20	32	50
(W)	49	53	77
(D)	10	14	18
(L)	90	114	158
Weight (g)	140	300	900

Order Code

BFS-10-N-AIR	BFS-10-O-AIR
Brass	Brass
0710-007 BFS-10-N-Air-G1/4-MS-NO-ST	0710-001 BFS-10-O-Air-G1/4-MS-NO-ST
0710-019 BFS-10-N-Air-G1/4-MS-WE-ST	0710-013 BFS-10-O-Air-G1/4-MS-WE-ST
0710-008 BFS-10-N-Air-G1/2-MS-NO-ST	0710-002 BFS-10-O-Air-G1/2-MS-NO-ST
0710-020 BFS-10-N-Air-G1/2-MS-WE-ST	0710-014 BFS-10-O-Air-G1/2-MS-WE-ST
0710-009 BFS-10-N-Air-G1-MS-NO-ST	0710-003 BFS-10-O-Air-G1-MS-NO-ST
0710-021 BFS-10-N-Air-G1-MS-WE-ST	0710-015 BFS-10-O-Air-G1-MS-WE-ST
Stainless Steel	Stainless Steel
0710-010 BFS-10-N-Air-G1/4-SS-NO-ST	0710-004 BFS-10-O-Air-G1/4-SS-NO-ST
0710-022 BFS-10-N-Air-G1/4-SS-WE-ST	0710-016 BFS-10-O-Air-G1/4-SS-WE-ST
0710-011 BFS-10-N-Air-G1/2-SS-NO-ST	0710-005 BFS-10-O-Air-G1/2-SS-NO-ST
0710-023 BFS-10-N-Air-G1/2-SS-WE-ST	0710-017 BFS-10-O-Air-G1/2-SS-WE-ST
0710-012 BFS-10-N-Air-G1-SS-NO-ST	0710-006 BFS-10-O-Air-G1-SS-NO-ST
0710-024 BFS-10-N-Air-G1-SS-WE-ST	0710-018 BFS-10-O-Air-G1-SS-WE-ST
Order number example: Order number + switching range = 0710-012, 60…180 l/min	

Description

NO = normally open	O = with indication	MS = brass	Please specify switching range (see table on page previous) additional to order number.
WE = change-over	N = without indication	SS = stainless steel	